



RAHA

REFUGEE AFFECTED AND HOSTING AREAS



BACKGROUND

- Currently 1 million Afghan Refugees are living in Khyber Pakhtunkhwa.
- Repatriation started in 2002. A total of 703,022 families consisting 3,918,832 individuals have repatriated till end of December 2015 from Pakistan.
- Presently, 0.639 million Registered Afghan Refugees are living in 43 administered camps in Khyber Pakhtunkhwa besides another 0.2 million registered Afghan Refugees are residing in urban areas.



RAHA COMPONENTS



- **REFUGEE AFFECTED AREAS (RAA):**
Those areas which had been inhabited by Afghan Refugees in the past. (Led by P&DD and UNDP)
- **REFUGEE HOSTING AREAS (RHA) :**
Those areas which are still inhabited by Afghan Refugees.(Led by CAR & UNHCR)



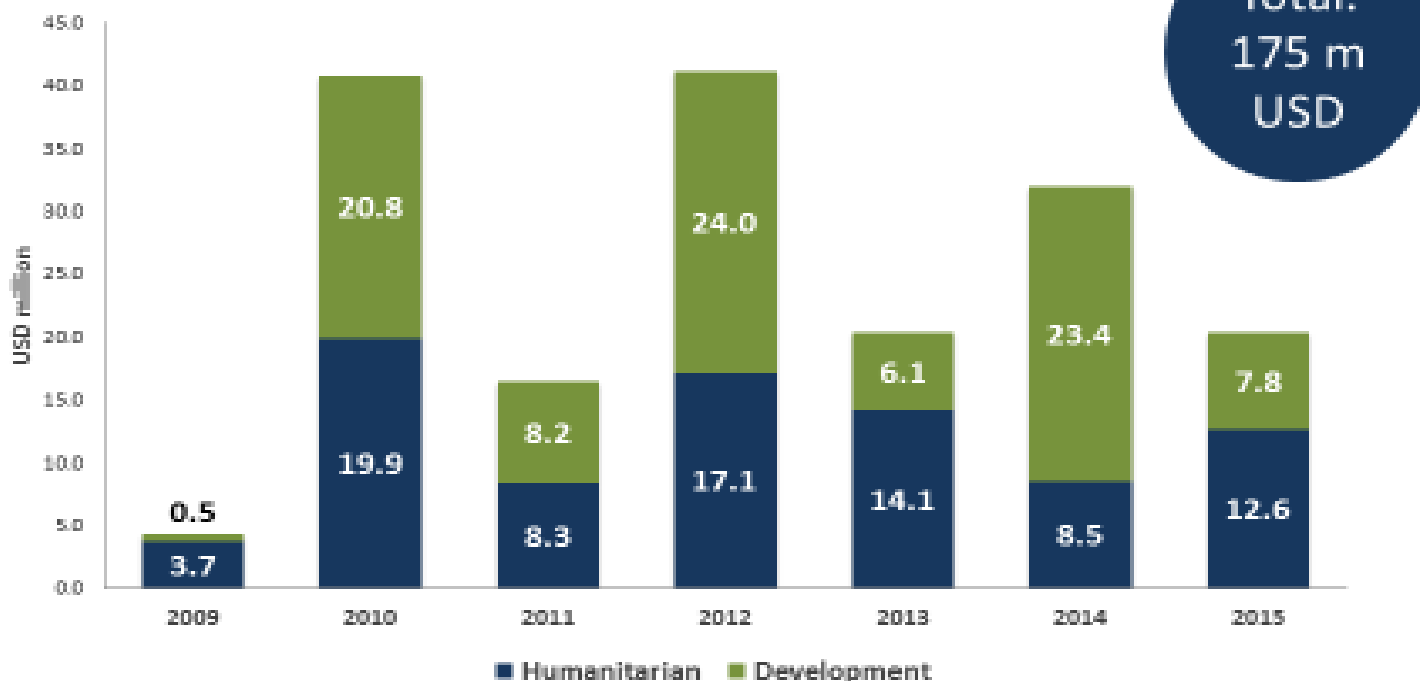
OBJECTIVES OF HA COMPONENT



- To compensate the hosting communities by rehabilitating their affected resources covering social, economic, health, education & livelihood facilities.
- To promote greater social cohesion & empowerment through community development in Refugee Hosting Areas.
- To expand and strengthen social & economic interventions in order to provide respite & stability to the Afghan Refugees so that they can be repatriated with dignity & honor.

RAHA funding

RAHA Funding (2009-2015)

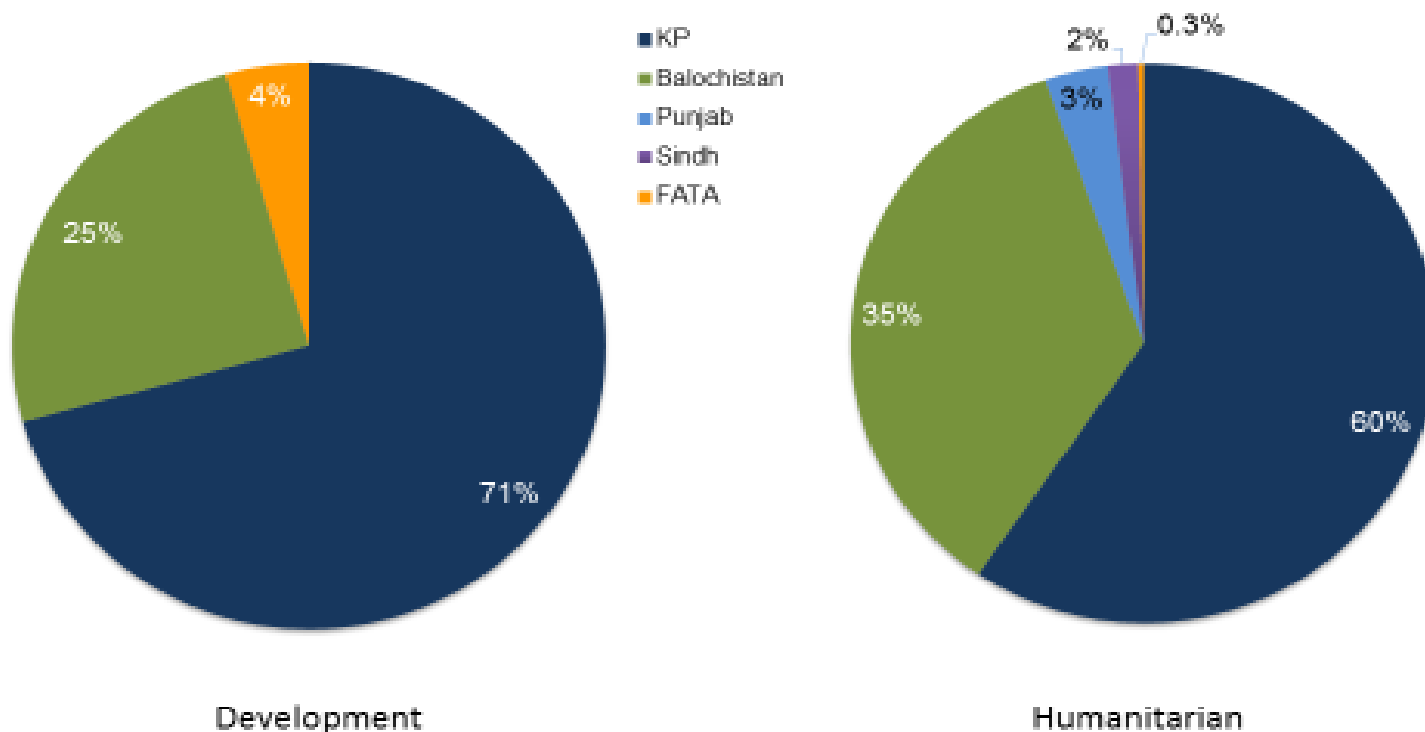


Main donors:

European Union (57m USD); Germany (38m USD); Japan (35m USD) and USA (11.5 USD)
[UNHCR - 24m USD]

RAHA Budget

RAHA Budget: by Area (2009-2015)

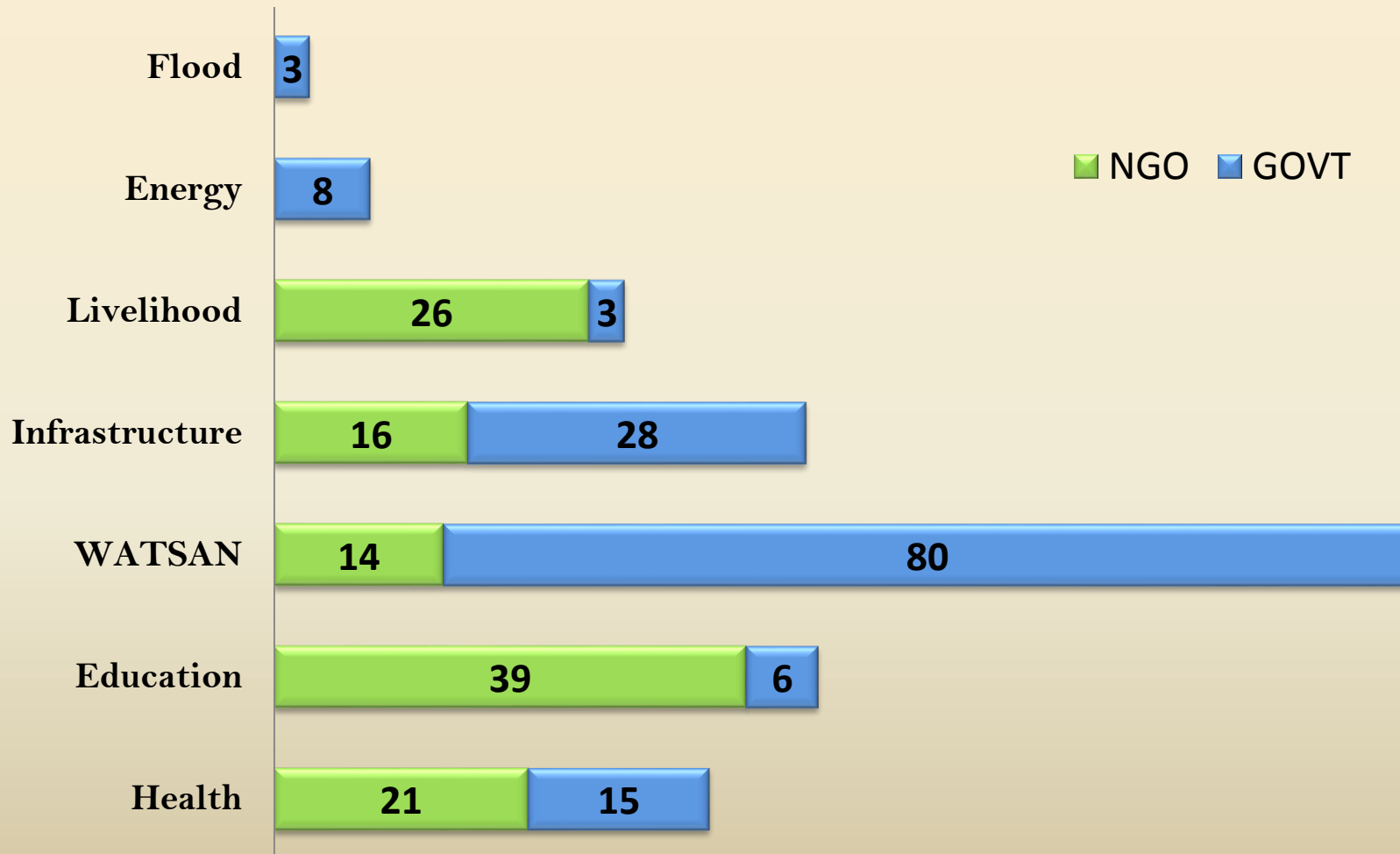


Summary of Project Implemented Under HA Component of RAHA

S. No	District	Cost of Govt Projects in PKR (M)	Cost of NGOs Projects in PKR (M)	Total Cost in PKR (M)
1	Abbottabad	65.50	0.00	65.50
2	Bajaur	6.00	0.00	6.00
3	Bannu	103.82	41.65	145.47
4	Bunir	0.00	35.24	35.24
5	Charsadda	33.42	30.57	63.99
6	Chitral	25.60	108.66	134.26
7	D I Khan	28.61	18.31	46.92
8	Dir Lower	141.11	194.92	336.03
9	Dir Upper	83.42	80.57	163.99
10	Hangu	22.93	19.10	42.03
11	Haripur	69.05	206.79	275.84
12	Kohat	14.90	89.17	104.07
13	Lakki Marwat	68.73	12.37	81.10
14	Malakand	65.95	65.75	131.70
15	Mansehra	58.42	95.29	153.70
16	Mardan	34.65	72.65	107.29
17	Nowshera	52.59	273.52	326.11
18	Peshawar	464.28	297.12	761.40
19	Sawabi	131.80	45.83	177.63
20	Swat	64.52	88.17	152.69
21	Tank	41.03	0.00	41.03
Grand Total		1576.30	1775.69	3352



SECTORE WISE BREAKUP OF PROJECTS FROM 2009-15



Health

- Construction/Rehabilitation of Primary & Secondary Care Level Health Facilities
- Provision of new medical Equipments in Government Tertiary Care Hospitals/District Headquarter Hospitals/RHC.

Education

- Construction of Additional class rooms and other facilities in Government schools
- Provision of furniture & other related Equipment
- Training of Teachers

Water & Sanitation

- Upgradation of reservoirs and boring/digging of wells; installation of tube wells & hand/pressure pumps; rehabilitation or supply & fixing and Upgradation of pipe schemes.

Community Infrastructure

- Construction of PCC Streets & Drains

Livelihoods & Social Services

- Skill training Programmes
- Enterprise Development & Entrepreneurship Trainings



Specific Needs

- Rehabilitation and improvement special education & Health centers serving the Pakistani host population and Afghan refugees.